

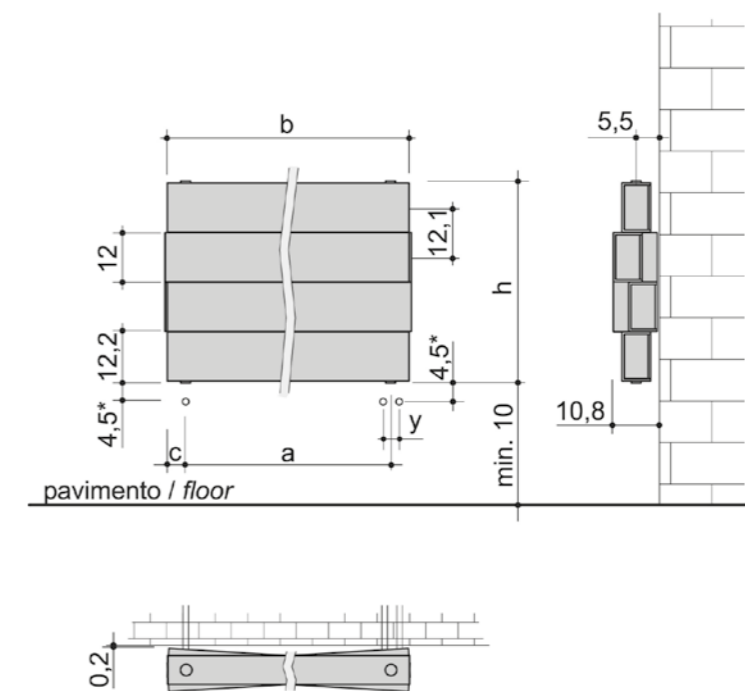


**Design by  
Meneghello Paoletti Associati**

Posizionato orizzontalmente il modello Piano Move dona movimento alla parete in cui è installato.  
Un modello senza tempo rivisitato con carattere contemporaneo ed unico nel suo stile.

Positioned horizontally, the Piano Move model gives movement to the wall where it is installed.  
A timeless shape revisited with a contemporary character and unique in its style.

## PIANO MOVE HORIZONTAL



codice code	versione feeding	n numero elementi elements number	H	L	i	Qs (W)		peso a vuoto weight empty	contenuto d'acqua water content
			altezza height (mm)	larghezza width (mm)	interasse center to center distance (mm)	resa termica* thermal yield*	Dt 30°C		
351.1.037070.22	🔹	3	363	700	600	125	258	6,8	0,53
351.1.049070.22		4	485			165	344	9,1	0,7
351.1.061070.22		5	606			205	430	11,4	0,87
351.1.037090.22		3	363	900	800	151	324	8,9	0,6
351.1.049090.22		4	485			202	431	11,8	0,84
351.1.061090.22		5	606			252	539	14,8	1,05
351.1.037190.22		3	363	1900	1800	283	444	19,1	1,19
351.1.049190.22		4	485			370	591	25,5	1,55
351.1.061190.22		5	606			471	739	31,9	1,93



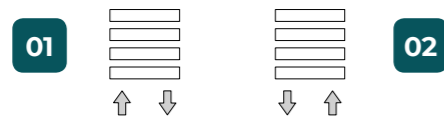
# ALLACCI . ACCESSORI . FINITURE

## CONNECTIONS . ACCESSORIES . FINISHES

### ALLACCI DISPONIBILI CONNECTIONS AVAILABLE

#### STANDARD

Impianto bitubo  
Double-pipes plant

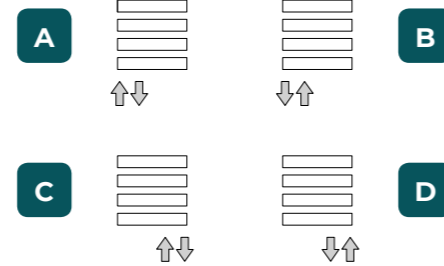


PIANO MOVE  
HORIZONTAL

#### CON SOVRAPREZZO . WITH EXTRA CHARGE

Impianto bitubo  
Double-pipes plant

Impianto monotubo, valvola compressa  
Mono pipe plants, valve included



### FINITURE FINISHES

352.1.060037.22

**SOVRAPREZZO PER FINITURE A RICHIESTA, rispetto alla finitura standard .22, RAL 9016 sablé**

EXTRA CHARGE FOR FINISH ON REQUEST, over standard finish .22, RAL 9016 sablé

.04	verniciature RAL non presenti a catalogo Ridea / RAL paintings not on Ridea catalogue	+30%
.19	verniciature RAL presenti a catalogo Ridea / RAL paintings on Ridea catalogue	+15%
.20	verniciature speciali presenti a catalogo Ridea / Special paintings on Ridea catalogue	+20%
.23	verniciatura nero sablé cod. SW3051 / Special paintings black sablé code SW3051	+ 5%

### ACCESSORI ACCESSORIES

Codice . Code      Descrizione . Description

#### ACCESSORI DI SERIE Staffe

#### STANDARD PARTS Brackets









106.103	Valvola a squadra termostattabile per tubi rame, multistrato o ferro per impianto bitubo, finitura cromo Angle valve suitable for thermostat control for copper, multilayer or iron pipe connection and double pipe plants, chrome finish
102.103	Detentore a squadra per tubi rame, multistrato o ferro per impianti bitubo, finitura cromo Angle lockshield for copper, multilayer or iron pipes and double pipe plants, chrome finish
206.xx.xx	Coppia di raccordi per tubo ferro, finitura cromo vedi pag. 112 Pair of unions for iron pipe, chrome finish - diameter to be specified, see page 112
207.xx.xx	Coppia di raccordi per tubo multistrato, finitura cromo vedi pag. 112 Pair of unions for multilayer pipe, chrome finish - diameter to be specified, see page 112
208.xx.xx	Coppia di raccordi per tubo rame, finitura cromo vedi pag. 112 Pair of unions for copper pipe, chrome finish - diameter to be specified, see page 112
103.301	Testa termostatica per radiatori ad acqua, finitura cromo completa di ghiera di adattamento dove richiesto Thermostatic head with adjustment ferrule for water version, chrome finish
112.311	Gruppo valvola termostattabile/detentore dritto, completo di sonda, raccordo e diaframma, per tubi rame, multistrato o ferro int. 35, impianti monotubo, finitura cromo Angle valve/lockshield assembly for mono-pipe plants; suitable for thermostatic control, chromed, 35 mm spaced connections completed with inner tube, nozzle and diverter for copper, multilayer and iron pipe
209.xx.xx	Coppia di rosette cromate, Ø esterno 41 mm, Ø interno vedi pag. 113 Pair of chrome washers, Ø external 41 mm, Ø internal see page 113
045.00x	Kit copritubo cromato 88x50 interasse 35 mm, vedi pag. 113 Chromed pipe cove kit 88x50 center to center 35 mm, see page 113
430.00	Barra porta salviette verniciatura RAL 9016 sablé - disponibile solo per composizioni da 3 elementi Towel rail, RAL 9016 sablé - available for 3 elements compositions only
430.19	Barra porta salviette verniciatura RAL presenti a catalogo Ridea - disponibile solo per composizioni da 3 elementi Towel rail, RAL painting on Ridea catalogue - available for 3 elements compositions only
430.20	Barra porta salviette verniciature speciali presenti a catalogo Ridea - disponibile solo per composizioni da 3 elementi Towel rail, special paintings on Ridea catalogue - available for 3 elements compositions only
430.23	Barra porta salviette verniciatura RAL nero sablé cod. SW3051 - disponibile solo per composizioni da 3 elementi Towel rail, RAL black sablé cod. SW3051 - available for 3 elements compositions only








Lista completa accessori a pag. 110  
Full list of accessories at page 110

Lista colori/finiture a pag. 118  
Full list of finishes at page 118

# ACCESSORI ACCESSORIES

## VALVOLE, DETENTORI E GRUPPI VALVOLA / DETENTORE VALVES, LOCKSHIELDS AND VALVE/LOCKSHIELD ASSEMBLIES




Codice . Code	Descrizione . Description
	Gruppo valvola termostaticabile/detentore, interasse 50 mm, per tubi rame, multistrato o ferro, impianti bitubo o monotubo, finitura nichelato e cromo Valve/lockshield assembly suitable for thermostat control, 50 mm spaced connections, for copper, multilayer or iron pipes, for double pipe/single pipe plants, Nickel plated and chrome finish
<b>220.23</b>	Gruppo reversibile / reversible assembly
	Valvola termostaticabile a squadra a comando verticale, cromata, compatibile con raccordi per tubi rame, multistrato e ferro, per impianti bitubo Angle valve suitable for thermostat control, with vertical control, chromed, for copper, multilayer or iron pipes, for double pipe plants
<b>211.321</b>	Valvola sinistra da combinare con detentore destro (cod. 214.301) / Left valve to combine with right lockshield (cod. 214.301)
<b>212.321</b>	Valvola destra da combinare con detentore sinistro (cod. 213.301) / Right valve to combine with left lockshield valve (cod. 213.301)
	Gruppo valvola termostaticabile/detentore cromato, interasse 50 mm, compatibile con raccordi per tubi rame, multistrato e ferro, per impianti m-onotubo e bitubo Valve/lockshield assembly suitable for thermostat control, chromed, 50 mm spaced connections, for copper, multilayer or Iron pipes, for double pipe plants
<b>201.31</b>	Gruppo con ingresso SX, uscita basso / Assembly with left-side inlet, bottom outlet
<b>202.31</b>	Gruppo con ingresso DX, uscita basso / Assembly with right-side inlet, bottom outlet
	Detentore a squadra a comando verticale, cromato, compatibile con raccordi per tubi rame, multistrato e ferro, per impianti bitubo Angle lockshield with vertical control, chromed, for copper, multilayer or iron pipes, for double pipe plants
<b>213.301</b>	Detentore con comando SX, uscita alto / Lockshield with left-side knob, top outlet
<b>214.301</b>	Detentore con comando DX, uscita alto / Lockshield with right-side knob, top outlet
	Gruppo valvola termostaticabile/detentore a squadra, raccordo e diaframma, per tubi rame, multistrato o ferro int. 40, impianti monotubo o bitubo, finitura cromo Angle valve/lockshield assembly suitable for thermostat control, chromed, 40 mm spaced connections, for copper and multilayer pipes for double pipe plants
<b>111.301</b>	Gruppo con ingresso SX, uscita alto completo di sonda / Assembly with left-side inlet
<b>113.301</b>	Gruppo con ingresso DX, uscita alto completo di sonda / Assembly with right-side inlet
	Gruppo valvola termostaticabile/detentore dritto, completo di sonda, raccordo e diaframma, per tubi rame, multistrato o ferro int. 40, impianti monotubo o bitubo Angle valve/lockshild assembly for mono-pipe plants; suitable for thermostatic control, chromed, 40 mm spaced connections completed with inner tube, nozzle and diverter for copper, multilayer and iron pipe
<b>114.301</b>	Finitura cromo / Chrome finish
	Gruppo valvola termostaticabile/detentore dritto, completo di sonda, raccordo e diaframma, per tubi rame, multistrato o ferro int. 35, impianti monotubo Straight valve/lockshield assembly suitable for thermostat control, chromed, 35 mm spaced connections, for copper, multilayer or iron (if available) pipes for single pipe plants
<b>112.311</b>	Finitura cromo / Chrome finish
	Valvola dritta termostaticabile. cromata. per impianti bitubo Straight valve suitable for thermostat control, chromed, for double pipe plants
<b>107.103</b>	Valvola per tubi rame, multi strato o ferro / Valve for copper, multilayer or iron pipes connection

Codice . Code	Descrizione . Description
	Detentore dritto, cromato, per impianti bitubo Straight lockshield suitable for thermostat control, chromed, for double pipe plants
<b>108.103</b>	Detentore per tubi rame, multistrato o ferro / Lockshield for copper, multilayer or iron pipes connection
	Valvola a squadra termostaticabile, cromata, per impianti bitubo Angle valve suitable for thermostat control, chromed, for double pipe plants
<b>106.103</b>	Valvola per tubi rame, multi strato o ferro / Valve for copper, multilayer or iron pipes connection
	Detentore a squadra cromato per impianti bitubo Angle lockshield suitable for thermostat control, chromed, for double pipe plants
<b>102.103</b>	Detentore per tubi rame, multistrato e ferro / Lockshield for copper, multilayer or iron pipes connection
	Gruppo valvola remoto termostaticabile con attacchi 1/2" F, per impianti bitubo/monotubo, finitura cromo Remote manual valve/lockshield assembly suitable for thermostat control with connections 1/2" F, for double/single pipes plant, chrome finish
<b>205.21</b>	Gruppo manuale / Remote manual
	Kit valvola combinata per scaldasalviette ov- al bath / cu-al bath - round al bath per installazione resistenza assiale (versione mista) Valve kit combined for towel warmers ov- al bath / cu-al bath - round al bath for axial resistance installation (hybrid version)
<b>205.51</b>	Gruppo con ingresso SX / Assembly with left-side inlet
<b>205.52</b>	Gruppo con ingresso DX / Assembly with right-side inlet
	Valvola manuale e detentore ad angolo, cromata, per impianti bitubo Angle manual valve and lockshield, chromed, for double pipe plants
<b>151.101</b>	Consigliata per Cubal Bath, Fino e Collezione Piano / Suggested for Cubal Bath, Fino and Piano Collection
	Valvola manuale dritta e detentore, cromata, per impianto bitubo Straight manual valve or lockshield, chromed for double pipe plants
<b>152.101</b>	Consigliata per Cubal Bath, Fino e Collezione Piano / Suggested for Cubal Bath, Fino and Piano Collection






È possibile richiedere valvole con finiture RAL / verniciature speciali.  
It is possible to request valves in RAL finishes / special paintings in the same color as the radiator.

+30% sul prezzo di listino  
+ 30% on the pricelist






## RACCORDI UNIONS

Codice . Code	Descrizione . Description
	Coppia di raccordi cromati per tubi in ferro, rame o multistrato Pair of chromed unions for iron, copper and multilayer pipes
 <b>206.12.01</b>	Raccordi per tubo 1/2", finitura cromo / Unions for 1/2" iron pipes, chrome finish
<b>206.38.01</b>	Raccordi per tubo 1/2", finitura cromo / Unions for 1/2" iron pipes, chrome finish
<b>207.15.01</b>	Raccordi per tubo multistrato, Ø 10,5/11-15 mm, finitura cromo / Unions for multilayer pipes Ø 10,5/11-15 mm, chrome finish
<b>207.16.01</b>	Raccordi per tubo multistrato, 16 x 2,25 mm, finitura cromo / Unions for multilayer pipes 16 x 2,25 mm, chrome finish
<b>207.16.11</b>	Raccordi per tubo multistrato, 16 x 2 mm, finitura cromo / Unions for multilayer pipes 16 x 2 mm, chrome finish
 <b>207.17.01</b>	Raccordi per tubo multistrato, Ø 12,5/13-17 mm, finitura cromo / Unions for multilayer pipes Ø 12,5/13-17 mm, chrome finish
<b>207.18.01</b>	Raccordi per tubo multistrato, Ø 12,5/13-18 mm, finitura cromo / Unions for multilayer pipes Ø 12,5/13-18 mm, chrome finish
<b>207.18.11</b>	Raccordi per tubo multistrato, Ø 13,5/14-18 mm, finitura cromo / Unions for multilayer pipes Ø 13,5/14-18 mm, chrome finish
<b>208.10.01</b>	Raccordi per tubo rame, Ø 10 mm, finitura cromo / Unions for copper pipes Ø 10 mm, chrome finish
<b>208.12.01</b>	Raccordi per tubo rame, Ø 12 mm, finitura cromo / Unions for copper pipes Ø 12 mm, chrome finish
<b>208.14.01</b>	Raccordi per tubo rame, Ø 14 mm, finitura cromo / Unions for copper pipes Ø 14 mm, chrome finish
<b>208.15.01</b>	Raccordi per tubo rame, Ø 15 mm, finitura cromo / Unions for copper pipes Ø 15 mm, chrome finish
 <b>208.16.01</b>	Raccordi per tubo rame, Ø 16 mm, finitura cromo / Unions for copper pipes Ø 16 mm, chrome finish
<b>208.18.01</b>	Raccordi per tubo rame, Ø 18 mm, finitura cromo / Unions for copper pipes Ø 18 mm, chrome finish

## SISTEMI DI REGOLAZIONE CONTROL SYSTEMS

Codice . Code	Descrizione . Description
 <b>311.01</b>	Testa termostatica con sensore liquido remoto e comando sulla valvola per radiatori ad acqua Thermostatic head with remote liquid sensor and valve-mounted control for water radiators
<b>311.01</b>	Finitura bianco e tubo capillare L=2,00 metri / White finish and 2.00m long capillary tube
 <b>103.301</b>	Testa termostatica per radiatori ad acqua con ghiera di adattamento dove richiesto Thermostatic head with adjustment ferrule for water version
<b>103.301</b>	Finitura cromo / Chrome finish
 <b>306.01</b>	Kit termostattabile completo di testa termostatica Valve/lockshield kit for thermostat control
<b>306.01</b>	Per gruppo valvola remoto / For remote assembly valves
 <b>303.04</b>	Cronotermostato digitale wire-less da appoggio o da parete abbinato a ricevitore radio Wall-mounted wireless digital chronothermostat combined with radio receiver, with switch daily/weekly, for electric radiators
<b>303.04</b>	Finitura bianco / White finish
 <b>312.01</b>	Controllo remote ONE color Cromo con una cover bianca e supporto a muro. N. 2 batterie AAA Remote Control ONE chrome with 1 cover white + wall support. N. 2 AAA batteries
<b>312.02</b>	Kit fissaggio per controllo remoto ONE, colore cromo, comprensivo di adattatori. Disponibile solo per scaldasalviette Fixing kit for remote control ONE, chrome, adaptation included. Available only for towel holders

## COMPLEMENTI ADDITIONAL FITTINGS







Codice . Code	Descrizione . Description
 <b>313.01</b>	Cronotermostato elettronico per scaldasalviette elettrico modello ONE finitura cromo + presa SCHUKO (versione mista) Electronic chronothermostat for electric towel warmer model ONE chrome finish + SCHUKO socket (hybrid version)
<b>313.01</b>	con resistenza CLII 300W / with CLII 300W resistance
<b>313.02</b>	on resistenza CLII 500W / with CLII 500W resistancet
<b>313.03</b>	con resistenza CLII 600W / with CLII 600W resistance
<b>313.04</b>	con resistenza CLII 800W / with CLII 800W resistance
 <b>045.001</b>	Kit copritubo cromato per gruppi valvole/ detentore interasse 35 mm Chromed pipe cover kit, for valve/lockshield assembly, 35 mm spaced connections
<b>045.001</b>	88x50 mm, interasse 35 mm, kit per tubo Ø 10, 12, 14, 15, 16 mm / 88x50 mm, 35 mm spaced connections, kit for Ø 10, 12, 14, 15, 16 mm
<b>045.002</b>	88x50 mm, interasse 35 mm, kit per tubo Ø 18, 20 mm / 88x50 mm, 35 mm spaced connections, kit for Ø 18, 20 mm
 <b>049.001</b>	Kit copritubo cromato per gruppi valvole/ detentore interasse 40 mm Chromed pipe cover kit, for valve/lockshield assembly, 40 mm spaced connections
<b>049.001</b>	88x50 mm, interasse 40 mm, kit per tubo Ø 10, 12, 14, 15, 16 mm / 88x50 mm, 35 mm spaced connections, kit for Ø 10, 12, 14, 15, 16 mm
<b>049.002</b>	88x50 mm, interasse 40 mm, kit per tubo Ø 18, 20 mm / 88x50 mm, 35 mm spaced connections, kit for Ø 18, 20 mm
 <b>046.001</b>	Kit copritubo cromato per per tutte le valvole, esclusi gruppi valvole detentore Chromed pipe cover kit, for all valves, excluded lockshield valves groups
<b>046.001</b>	Ø esterno 50 mm, kit per tubo Ø 10, 12, 14, 15, 16 mm / OD 50 mm, kit for Ø 10, 12, 14, 15, 16 mm
<b>046.002</b>	Ø esterno 50 mm, kit per tubo Ø 18, 20 mm / OD 50 mm, kit for Ø 18, 20 mm
 <b>209.10.02</b>	Coppia di rosette cromate Pair of chromed washers
<b>209.10.02</b>	Ø esterno 41 mm, Ø interno 1/2" / OD 41 mm, ID 1/2"
<b>209.12.01</b>	Ø esterno 41 mm, Ø interno 10 mm / OD 41 mm, ID 10 mm
<b>209.12.02</b>	Ø esterno 41 mm, Ø interno 12 mm / OD 41 mm, ID 12 mm
<b>209.14.02</b>	Ø esterno 41 mm, Ø interno 14 mm / OD 41 mm, ID 14 mm
<b>209.15.02</b>	Ø esterno 41 mm, Ø interno 15 mm / OD 41 mm, ID 15 mm
<b>209.16.02</b>	Ø esterno 41 mm, Ø interno 16 mm / OD 41 mm, ID 16 mm
<b>209.18.02</b>	Ø esterno 41 mm, Ø interno 18 mm / OD 41 mm, ID 18 mm

È possibile richiedere valvole con finiture RAL / verniciature speciali.  
It is possible to request valves in RAL finishes / special paintings in the same color as the radiator.

+30% sul prezzo di listino  
+ 30% on the pricelist

# BARRE E ACCESSORI PORTASALVIETTE

## TOWEL RAILS

Codice . Code	Descrizione . Description
	Barra portasalviette Towel rail
	<b>430.00</b> Barra porta salviette verniciatura RAL 9016 - disponibile solo per composizioni da 3 elementi 380*60*130 mm Towel rail, RAL 9016 - available for 3 elements compositions only 380*60*130 mm
	<b>430.19</b> Barra porta salviette verniciatura RAL presenti a catalogo Ridea - disponibile solo per composizioni da 3 elementi 380*60*130 mm Towel rail, RAL painting on Ridea catalogue - available for 3 elements compositions only 380*60*130 mm
	<b>430.20</b> Barra porta salviette verniciature speciali presenti a catalogo Ridea - disponibile solo per composizioni da 3 elementi 380*60*130 mm Towel rail, special paintings on Ridea catalogue - available for 3 elements compositions only 380*60*130 mm
	<b>430.23</b> Barra porta salviette verniciatura RAL nero sable cod. SW3051 - disponibile solo per composizioni da 3 elementi 380*60*130 mm Towel rail, RAL black sable cod. SW3051 - available for 3 elements compositions only 380*60*130 mm
	Barra portasalviette rettangolare Rectangular towel rail
	<b>460.22</b> cm 10h x 40b, verniciature RAL 9016 sablé, 477*50*8 mm / cm 10h x 40b, RAL 9016 sablé, 477*50*8 mm
	Barra porta salviette semia avvolgente Semi-wraparound towel rail
	<b>480.22</b> Barra porta salviette verniciatura RAL 9016 sablé / Towel rail, RAL 9016 sablé
	Appendi accappatoio finitura alluminio lucidato Bathrobe hanger polished aluminum finish
	<b>500.30</b> Finitura alluminio lucidato / Polished aluminum finish
	Appendi accappatoio, verniciatura Ral 9016 sablé (collezione ESSENZA) Bathrobe hanger ral 9016 sablé finish (for ESSENZA collection)
	<b>510.22</b> per altezza 1,8 mt / for height 1,8 mt
	<b>511.22</b> per altezza 2,0 mt / for height 2,0 mt
	Barra portasalvietta, verniciatura Ral 9016 sablé (per collezione ESSENZA) Towel rail, RAL 9016 sablé (for ESSENZA collection)
	<b>490.22</b> per larghezza 500 / for width 500
	<b>491.22</b> per larghezza 600 / for width 600
	Lavorazioni extra per Luxury Collection Extra finishes for Luxury Collection
	<b>051</b> Bandella laterale / Lateral strap (depth 30 mm)
	<b>059.01</b> Adattamento perno di fissaggio a muro (max 30 mm) per pareti parzialmente piastrellate per radiatori della Luxury Collection Wall Stay version (max 30 mm) for partly tiled walls, for Classic Collection radiators
	<b>059.02</b> Adattamento cerniera di fissaggio a muro (max 30 mm) per pareti parzialmente piastrellate per radiatori della Luxury Collection Hinge version (max 30 mm) for partly tiled walls, for Classic Collection radiators



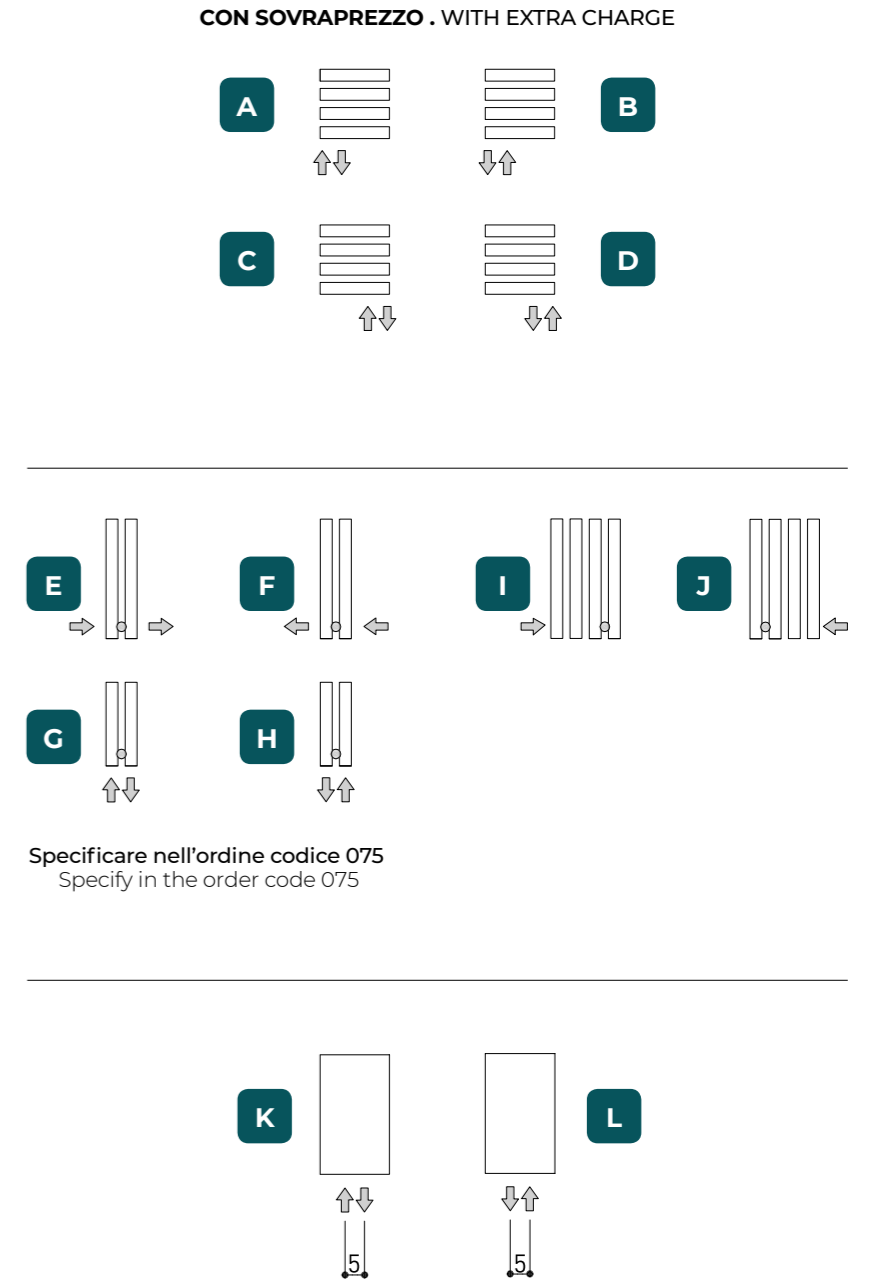
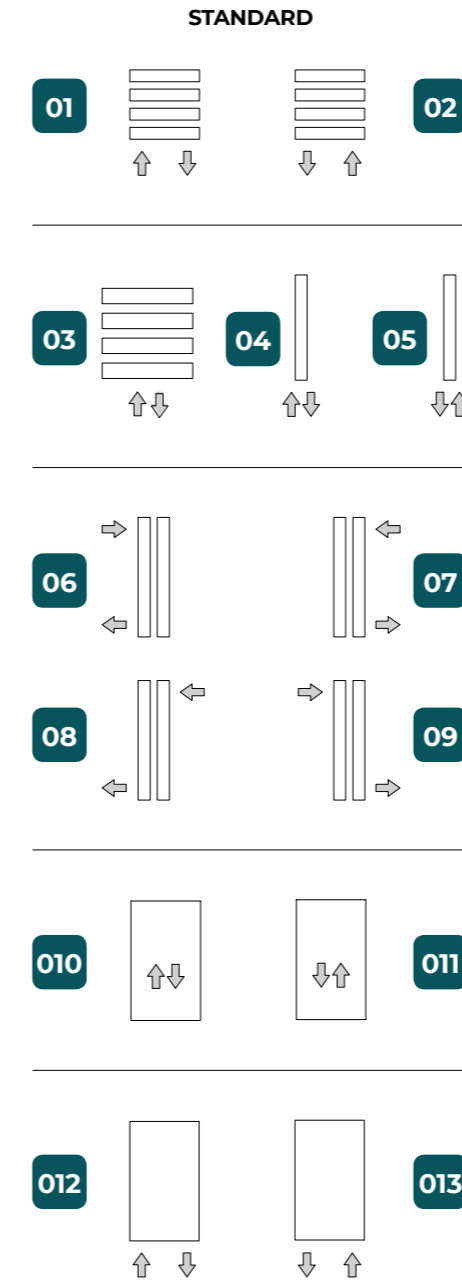
# ALLACCI CONNECTIONS

## LEGENDA LEGEND

- 01** Codice numerico = Allacci standard  
Numeric code = Standard connections
- A** Codice alfabetico = allacci con sovrapprezzo  
Alphabetical code = Connections with extra charge

collezione collection	modello model	allacci standard standard connections	allacci sovrapprezzo extra charge connections
LIVING	Othello Plate Slim	06 / 07 / 08 / 09	E / F / I / J
LIVING	Othello Plate Horizontal	01 / 02	A / B / C / D
LIVING	Othello Zenith	06 / 07 / 08 / 09	E / F / G / H / I / J
LIVING	Piano Plain	06 / 07 / 08 / 09	E / F / I / J
LIVING	Piano Move	06 / 07 / 08 / 09	E / F / I / J
LIVING	Piano Plain Horizontal	01 / 02	A / B / C / D
LIVING	Piano Move Horizontal	01 / 02	A / B / C / D
LIVING	Rettangolo Verticale	06 / 07 / 08 / 09	E / F / I / J
LIVING	Ov-AI Verticale	06 / 07 / 08 / 09	E / F / I / J
LIVING	Leggero	06 / 07 / 08 / 09	E / F / I / J
LIVING	Bambooo	06 / 07 / 08 / 09	E / F / I / J
LIVING	Linea	06 / 07 / 08 / 09	E / F / I / J
LIVING	Ondulato	06 / 07 / 08 / 09	E / F / I / J
LIVING	Fino	06 / 07 / 08 / 09	E / F / I / J
LIVING	Plisset	06 / 07 / 08 / 09	E / F / I / J

# COLLEZIONE BATH E LIVING . BATH AND LIVING COLLECTION



# FINITURE FINISHES

## COLORI DISPONIBILI . COLORS AVAILABLE

### FINITURE BASE . BASIC FINISHES



### FINITURE DISPONIBILI A RICHIESTA . FINISHES AVAILABLE ON REQUEST


#### VERNICIATURE RAL . RAL PAINTS



I RAL sono considerati LUCIDI  
RAL are considered GLOSSY

+15% sul prezzo standard / +30% per RAL opachi o non presenti a catalogo  
+15% on standard price / +30% for matt or not in the catalog RAL

### FINITURE E VERNICIATURE SPECIALI . FINISHES AND SPECIAL PAINTS



### FINITURE SPECIALI . SPECIAL FINISHES



### FINITURE ANODIZZATE METALLIZZATE A CATALOGO . METALLIC ANODIZED FINISHES ON CATALOGUE

Solo per modelli ROUND-AL BATH, CUBE-AL BATH, OV-AL BATH, TOWEL BAR, OV-AL SLIM, OV-AL HORIZONTAL  
Only for models ROUND-AL BATH, CUBE-AL BATH, OV-AL BATH, TOWEL BAR, OV-AL SLIM, OV-AL HORIZONTAL



## AVVERTENZE WARNING

I modelli presenti e codificati in questo Catalogo / Listino Prezzi sono disponibili nelle dimensioni e nelle finiture indicate nella descrizione di ogni singolo articolo, secondo le Condizioni Generali di Vendita riportate a pag. 55. Per prodotti con caratteristiche, dimensioni e finiture diverse da quelle riportate in questo Listino Prezzi, contattateci per avere fattibilità, prezzi e tempi di consegna.

Il presente documento annulla e sostituisce i precedenti ed è in vigore da Agosto 2020.

## IMPORTANTE IMPORTANT

Always to specify at the order:

- Finitura presente a catalogo o verniciatura RAL a richiesta, se diversa da quella standard RAL 9016 sablé;
- I RAL a catalogo sono da considerarsi lucidi se la richiesta è un RAL opaco è da specificare;
- Gruppo composto da valvola e detentore o valvola e detentore separati, non forniti di serie;
- Tipo di raccordo (per tubi rame, multistrato o ferro) e relativo diametro, non forniti di serie;
- Interasse, posizione e tipologia di allacci se non standard.

## CARATTERISTICHE TECNICHE TECHNICAL SPECIFICATIONS

The thermal yield tests are in accordance to the European legislation EN/442.

The maximum power (in watts) of electric versions of the radiators listed in this price list refer to a voltage of 230V, 50Hz; the thermal yield tests are in accordance to the legislation CEI EN 60335-1 and subsequent.

**tmax:** temperatura massima d'esercizio 90°C  
**pmax:** pressione massima d'esercizio 6 Bar  
**pTest:** pressione di test 9 Bar  
**pH:** 6,5 ÷ 8,0  
**Durezza dell'acqua:** 12,0 ÷ 14,0°f

## TRASFORMAZIONE ΔT / CONVERSION ΔT

Per resa diversa da ΔT 50°C utilizzare la seguente formula

$$\text{Resa a } \Delta T 50^{\circ}\text{C x (nuovo } \Delta T/50)^{1,3}$$

The models listed and coded in this catalogue / price list are available in the dimensions and finishing specified in the description of each item, as per the General Sales Conditions stated at page 55. For products with features, dimensions and finishing different from those stated in this price list, please contact us in order to have confirmation of feasibility, prices and delivery times.

The present document list makes void and replaces the previous ones and come into force on August 2020.

Always to specify at the order:

- Colour list finish or RAL painting upon request, il different from standard painting RAL 9016 sablé;
- All the RAL on catalogue are considered glossy if matt needed please specify;
- Group composed by valve and lock-shield or sepatared valve and lock-shield (it isn't a standard supply);
- Type of connection (for copper, multilayer or iron pipes) and relative diameter (it isn't a standard supply);
- Centre to centre distances, positioning and type of connections, if different from standard.

The thermal yield tests are in accordance to the European legislation EN/442.

The maximum power (in watts) of electric versions of the radiators listed in this price list refer to a voltage of 230V, 50Hz; the thermal yield tests are in accordance to the legislation CEI EN 60335-1 and subsequent.

**tmax:** max working temperature 90°C  
**pmax:** max working pressure 6 Bar  
**pTest:** pressure test 9 Bar  
**pH:** 6,5 ÷ 8,0  
**Hardness in water:** 12,0 ÷ 14,0°f

The thermal yield tests are in accordance to the European legislation EN/442.

The maximum power (in watts) of electric versions of the radiators listed in this price list refer to a voltage of 230V, 50Hz; the thermal yield tests are in accordance to the legislation CEI EN 60335-1 and subsequent.

**tmax:** max working temperature 90°C  
**pmax:** max working pressure 6 Bar  
**pTest:** pressure test 9 Bar  
**pH:** 6,5 ÷ 8,0  
**Hardness in water:** 12,0 ÷ 14,0°f

The thermal yield tests are in accordance to the European legislation EN/442.

## CONDIZIONI GENERALI DI VENDITA GENERAL SALES CONDITIONS

ACCEPTANCE OF CONTRACT

Any order is accepted and any supply is carried out basing on the following General Sales Conditions, unless the dispensations are confirmed in a written form by Altech srl.

PRICES

The listed prices are intended for goods supplied EX-WORKS our stock and may be subject to variation, considering valid only the prices in force at the moment of acceptance of order. The listed prices are without VAT.

Any mistake in writing, printing, calculation are not binding for the execution of orders.

PAYMENTS

Only payments made to Altech's domicile are accepted.

Once expired the term of payment stated in invoice, the Client will be charged of the Bank annual interest in force, on the due amount. In case the payments are not effected within the agreed terms, Altech srl has the right to stop and/or cancel supplies in progress and any other pending order previously accepted. Any claim do not give, in any way, right to the Client to post-pone the payments.

TRANSPORT AND RISKS

RIDEA does not undertake the eventual risks related to the transport if at care and charge of the Client. The buyer will have to verify the correspondence of the goods with the order and the conditions of goods at the arrival, and in case to communicate the appropriate reservation to the transporter. Any eventual notification due to the transport must reach Altech srl in written form, by registered letter, within eight days from receipt of goods.

DELIVERY TERMS

The goods are supplied EX-WORKS our Factory.

Altech srl reserves the right to see to the delivery of the goods to the Clients by charging the cost of transport in invoice, when the amount of each delivery is lower than the minimum amount foreseen by the Commercial Sales Condition in force for each Country. The delivery terms has to be considered as informative and not binding, being subordinated to any unforeseen event and any other Force majeure, exonerating the Company from the observance of the delivery time stated, and without the right of the Client to cancel the order and claiming damages of any nature.

PACKAGING

The cost of standard packaging is always included in the price. For special packaging on Client's demand, there will be a surcharge to be agreed. Altech srl does not undertake any eventual risk related to the transport in case it is at care and charge of the Client.

The buyer will have to verify the correspondence of the goods with the order and the conditions of goods at the arrival, and if necessary to communicate the appropriate reservation to the transporter. Any eventual notification due to the transport or apparent faults or hidden damages relevant to the goods must be sent to Altech srl in written form, by registered letter, within eight days from receipt of goods.

TECHNICAL DATA AND PRODUCT MODIFICATION

Altech srl reserves the right, in any moment and without any obligation of advance notice, to make all the modifications considered necessary to improve the features of products, as well as in order to face its technological and production requirements.

CLAIMS

All Ridea's products are covered by warranty for a period of 2 years from the date of delivery. The claims relevant to the goods, apparent faults of hidden damages, will be take into consideration only if notified in written form within 8 calendar days from receipt of goods in case of apparent defects and in case of claims as per previous "TRANSPORT AND RISKS"; and within 8 calendar days from the detection of defect in case of hidden damages. Small imperfections are not defects, but evidencing to the craftsmanship. The purchaser will have to prove, in order to accept the claim, that the goods have been correctly stored. The warranty is anyway limited, as per Altech srl's evaluation, to the return with the reimbursement of price or to the replacement of defective pieces, excluding any indenification of damages and the reimbursement of any expense. The return of goods without written authorization by Altech srl is not accepted and the goods will be rejected to the sender. In case of authorized return, the goods shall be delivered free of charge to Altech srl within 8 days. All the products must be used and installed as per the information stated in the technical specifications.

PROPRIETÀ

The radiators delivered remain Altech srl's property till the settlement of the payment.

PROPERTY

The radiators delivered remain Altech srl's property till the settlement of the payment.





Ridea è un marchio di:  
*Ridea is a trademark of:*

**Al-Tech srl**

SEDE LEGALE / REGISTERED OFFICE  
Via Francesca, 54/A  
24040 Ciserano (BG) Italy

UNITÀ PRODUTTIVA / PRODUCTION SITE  
Via E. Ferrari, 1  
62017 Porto Recanati (MC) Italy  
P.IVA 01692990433

**E** ridea@al-techsrl.com  
**T** +39.071.7506170  
**F** +39.071.7590630





---

Rev. 04/08-2020

**Credits**  
Grafica e Stampa: [www.gizeta.com](http://www.gizeta.com)

CO CERASA

---

[www.ridea.it](http://www.ridea.it)  @RideaHeatingDesign  rideaheatingdesign  @RideaHeating  Ridea Heating

---

Tutte le fotografie, le finiture, i dati e le caratteristiche tecniche sono indicative e Ridea può applicare modifiche senza preavviso.  
Pictures, finishes, data and technical specifications are indicative, Ridea reserves the right to change or modify them at any time without notice.